

LEGEND


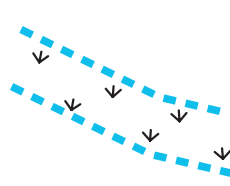
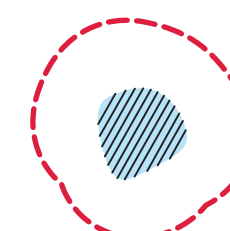
100' Vernal Pool of Significance Setback

Stream

Wetland Limits

75' Shoreland Stream Setback

Potential Areas of Development



Village Parcel Master Plan

Mitchell
& Associates
LANDSCAPE ARCHITECTS



Kennebunkport
MAINE