

Kennebunkport Healthy Ecosystem Survey Results May 2022

This survey was created by the Kennebunkport Conservation Commission to better understand community members' thoughts and opinions on the use of synthetic and organic pesticides and fertilizers in town. It sprang from an earlier Comprehensive Plan survey indicating that 82 percent of individuals believed "the Town should play a more active role in protecting sensitive environmental areas through measures such as enhanced regulations for...fertilizer and pesticide application." Since the Conservation Commission serves as a research, advisory and advocacy group on town environmental and conservation issues, we felt it was important to learn more.

Survey Methodology

The survey was available to the public both online and in paper format. The online survey was launched on March 11 and closed on April 20. It was publicized via articles in the Kennebunk Post and Seacoast.online, two online Town Alerts, and through various emails to lists from groups such as the Goose Rocks Beach Advisory Committee and the Kennebunkport Residents' Association, as well as through Commission social media and individuals who signed up for Conservation Commission updates. The paper survey was sent as part of the annual Dock Square Parking Sticker mailing to everyone who pays a Kennebunkport property tax and was also available at the Town Office and at Graves Library.

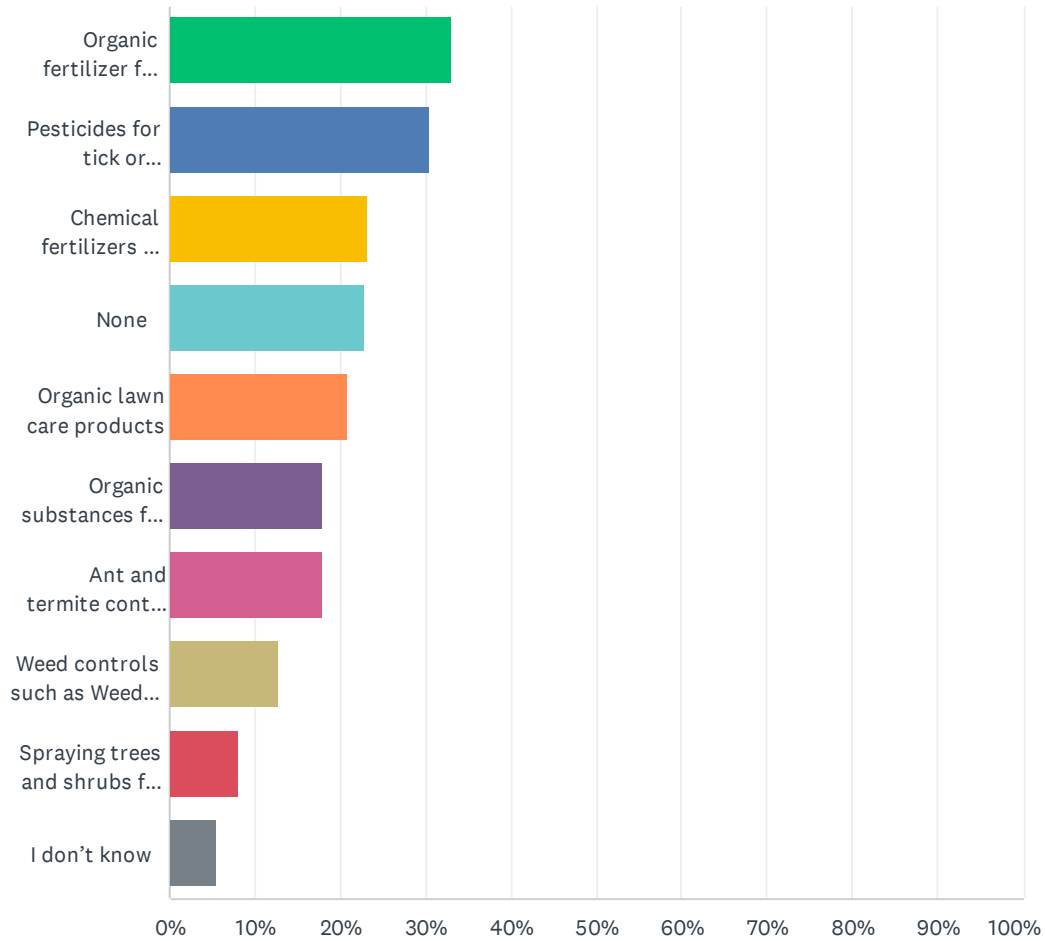
The Commission received a total of 656 responses, which includes 422 online and 234 via paper copies. Answers for all paper responses were input into the electronic database by Commission members. For a population of around 3,500, this is about a 4% +/- margin of error. We extended the deadline an extra two weeks because the paper surveys went out a bit later than anticipated. A total of 249 respondents cared enough to make a written comment in the open-ended section.

We thank everyone who participated!

Kennebunkport Conservation Commission

Q1 What kind of substances were used on your lawn or yard last summer? (Check all that apply)

Answered: 649 Skipped: 7

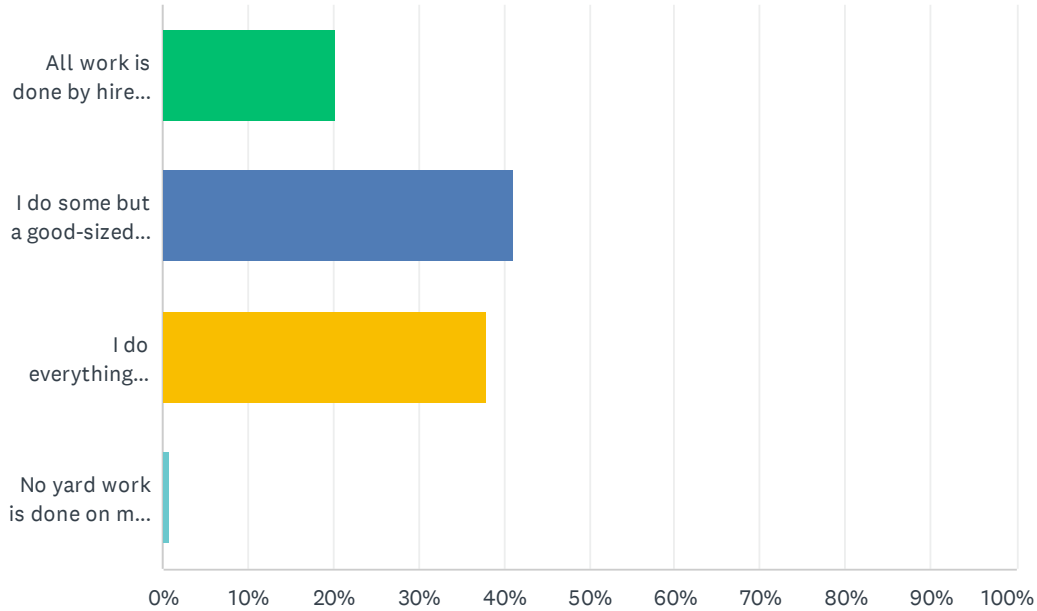


Kennebunkport Conservation Commission Healthy Ecosystem Survey

ANSWER CHOICES	RESPONSES	
Organic fertilizer for gardens (compost included)	33.13%	215
Pesticides for tick or mosquito control	30.51%	198
Chemical fertilizers for lawn, garden, or shrubs	23.27%	151
None	22.80%	148
Organic lawn care products	20.80%	135
Organic substances for mosquito or tick control	17.87%	116
Ant and termite control inside buildings and adjacent to foundations	17.87%	116
Weed controls such as Weed N Feed or Roundup	12.79%	83
Spraying trees and shrubs for pests or disease	8.17%	53
I don't know	5.55%	36
Total Respondents: 649		

Q2 Do you take care of your yard and/or lawn yourself, or do you hire help?

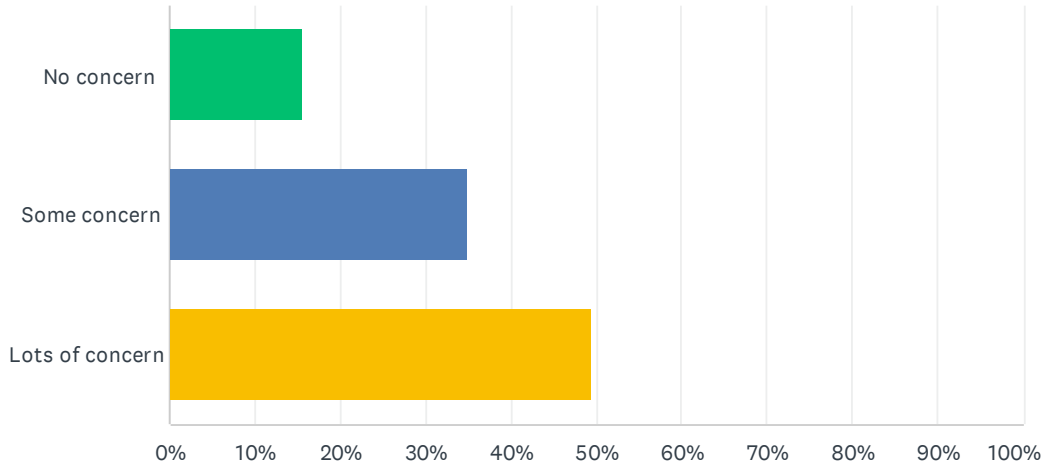
Answered: 649 Skipped: 7



ANSWER CHOICES	RESPONSES	
All work is done by hired professionals	20.18%	131
I do some but a good-sized portion is done by hired professionals	41.14%	267
I do everything myself	37.90%	246
No yard work is done on my residence	0.77%	5
TOTAL		649

Q3 Do you have any concerns about the effects that pesticide use could be having on air and water quality, human health, effects on pollinators (insects and bird that assist in plant pollination), or general ecological health in our region?

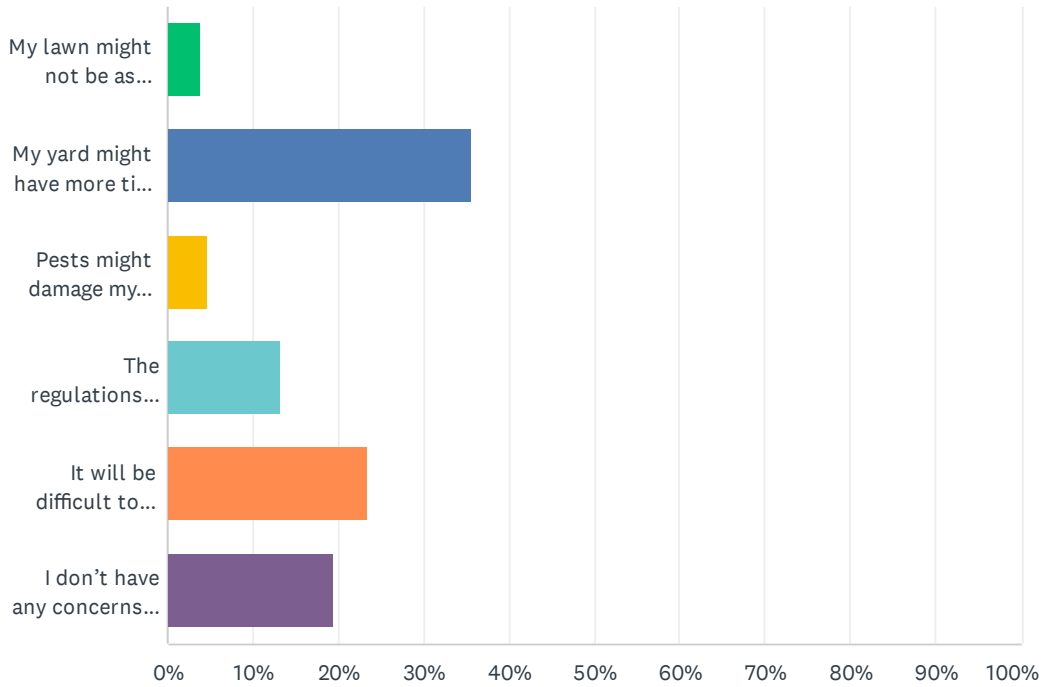
Answered: 649 Skipped: 7



ANSWER CHOICES	RESPONSES	
No concern	15.56%	101
Some concern	34.98%	227
Lots of concern	49.46%	321
TOTAL		649

Q4 My BIGGEST concern about any additional regulation of pesticides is:

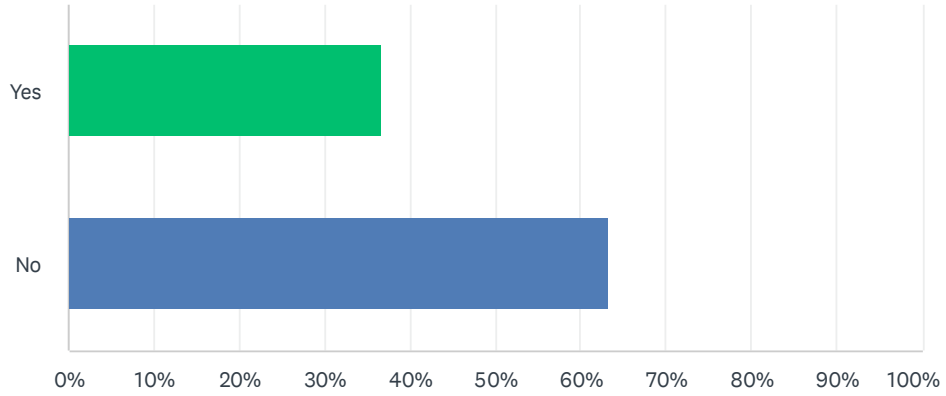
Answered: 638 Skipped: 18



ANSWER CHOICES	RESPONSES	
My lawn might not be as attractive	3.76%	24
My yard might have more ticks and mosquitos	35.58%	227
Pests might damage my flowers and vegetables	4.70%	30
The regulations will not go far enough to regulate pesticides	13.17%	84
It will be difficult to enforce effectively	23.35%	149
I don't have any concerns about regulating pesticides	19.44%	124
TOTAL		638

Q5 Do you have any concerns about the way in which pesticides are being applied to properties close to your own?

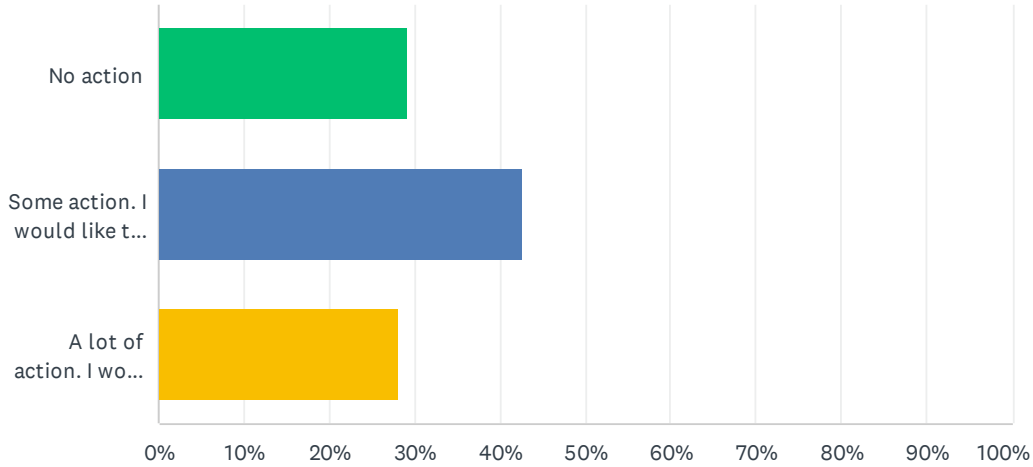
Answered: 645 Skipped: 11



ANSWER CHOICES	RESPONSES	
Yes	36.59%	236
No	63.41%	409
TOTAL		645

Q6 What kind of actions would you like to see the town take in regards to protecting water, pollinators, and the environment?

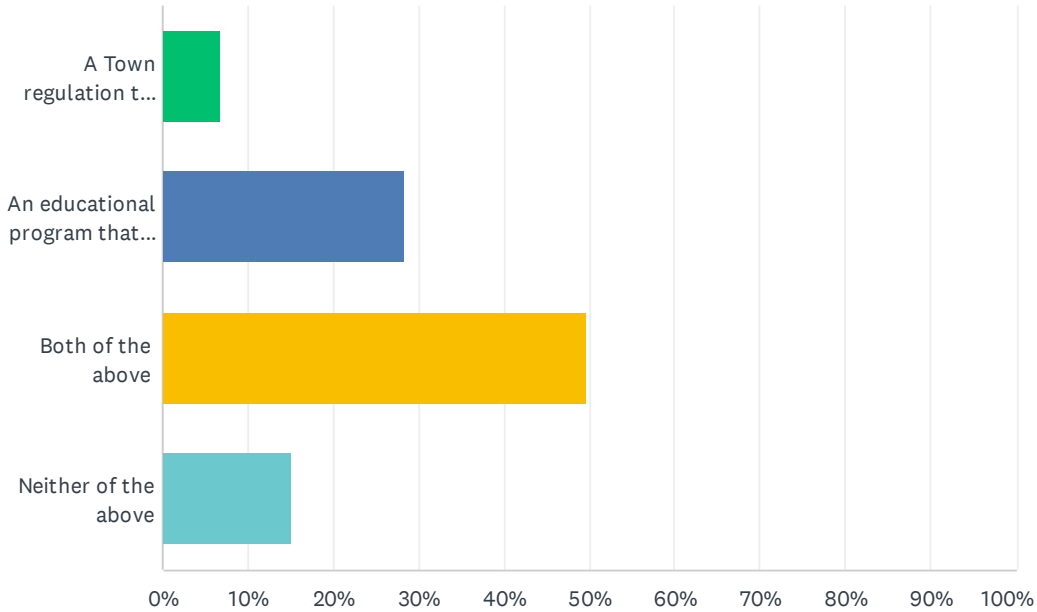
Answered: 641 Skipped: 15



ANSWER CHOICES	RESPONSES	
No action	29.17%	187
Some action. I would like to see the use of pesticides reduced.	42.59%	273
A lot of action. I would like to see most or all pesticides banned.	28.24%	181
TOTAL		641

Q7 Algae bloom in the water has been linked to “overfeeding” - when nutrients from fertilization of lawns and farmlands flow downriver to the sea and build up at a rate that “overfeeds” the algae that exist normally in the environment. Would you be interested in having:

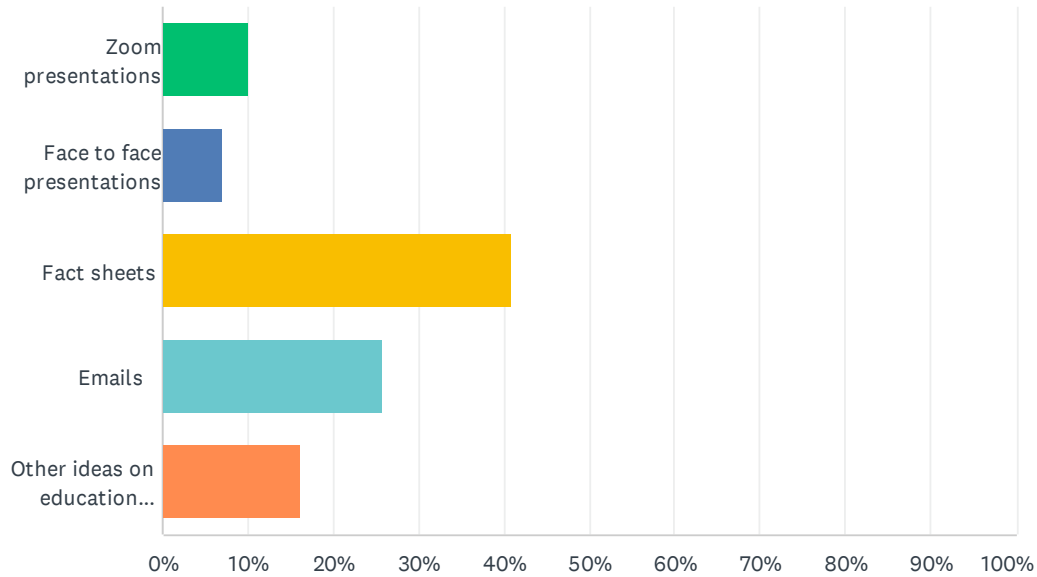
Answered: 645 Skipped: 11



ANSWER CHOICES	RESPONSES	
A Town regulation that reduces the amount or type of fertilizer applied to lawns and farmlands?	6.82%	44
An educational program that provides an incentive to reduce these fertilizers?	28.37%	183
Both of the above	49.61%	320
Neither of the above	15.19%	98
TOTAL		645

Q8 If you want to learn more about taking care of your lawn and garden, how would you prefer to learn?

Answered: 601 Skipped: 55



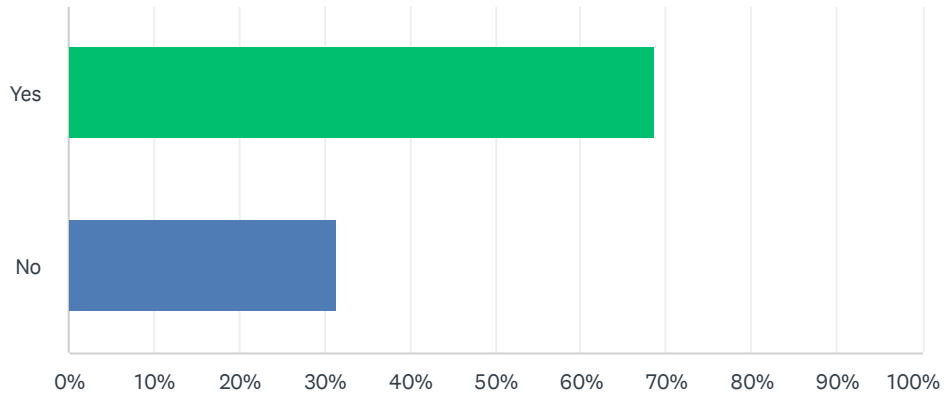
ANSWER CHOICES	RESPONSES	
Zoom presentations	9.98%	60
Face to face presentations	6.99%	42
Fact sheets	40.93%	246
Emails	25.79%	155
Other ideas on education (please specify)	16.31%	98
TOTAL		601

Q9 Is there anything else you want to tell us about the use of pesticides and/or fertilizers in our town?

Answered: 249 Skipped: 407

Q10 Are you a registered voter in Kennebunkport?

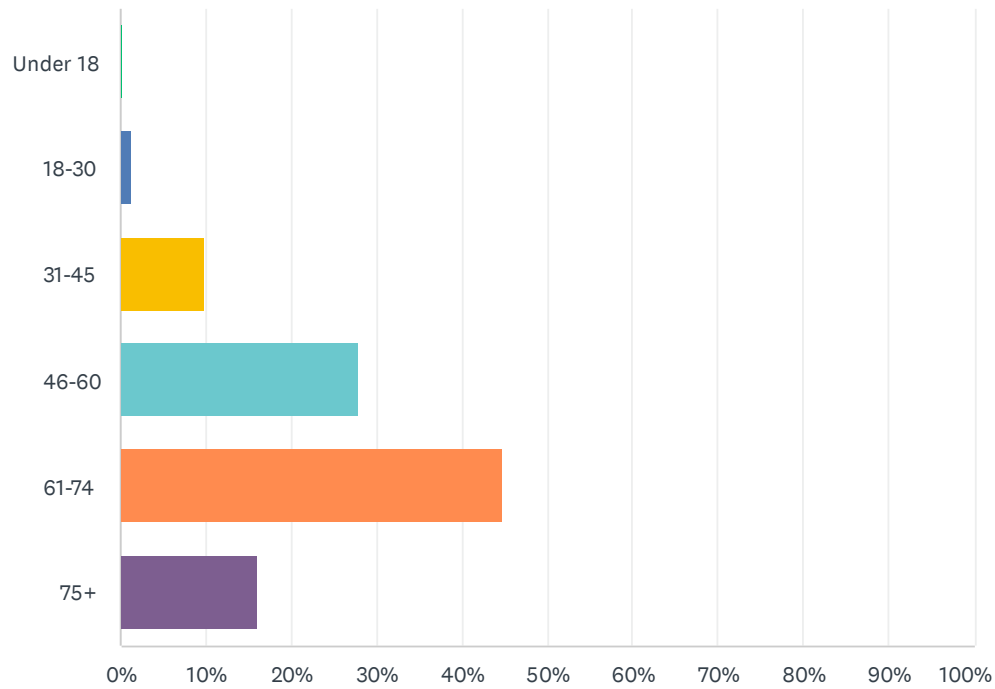
Answered: 416 Skipped: 240



ANSWER CHOICES	RESPONSES	
Yes	68.75%	286
No	31.25%	130
TOTAL		416

Q11 Which age range do you fall into?

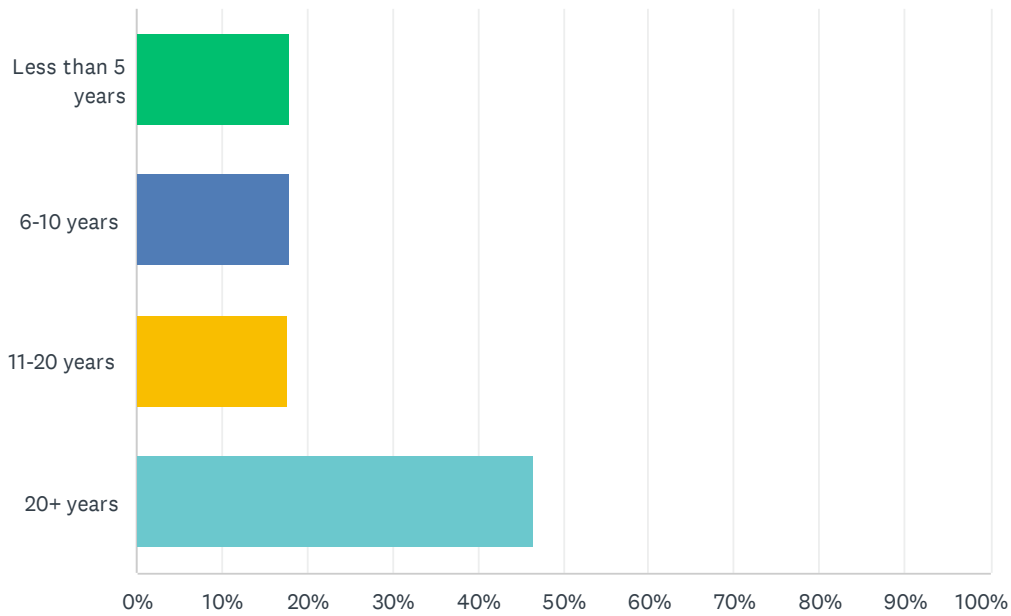
Answered: 419 Skipped: 237



ANSWER CHOICES	RESPONSES
Under 18	0.24% 1
18-30	1.19% 5
31-45	9.79% 41
46-60	27.92% 117
61-74	44.87% 188
75+	15.99% 67
TOTAL	419

Q12 How long have you lived in Kennebunkport?

Answered: 418 Skipped: 238



ANSWER CHOICES	RESPONSES
Less than 5 years	17.94% 75
6-10 years	17.94% 75
11-20 years	17.70% 74
20+ years	46.41% 194
TOTAL	418