

Town Demographics and Statistics



3,629
Year-Round
Population



12,000+
Seasonal
Population


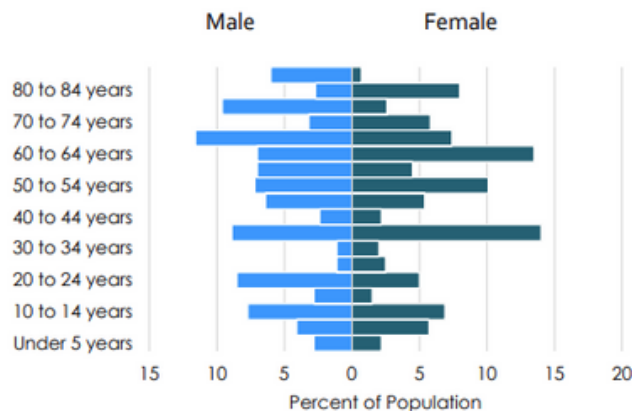


49.35
Total Square
Miles



31
Miles of
Coastline

Median
Age:
54.2



3,228
Acres of
Conserved Land



30 Minutes
Average Commute
Time



2.7
Average Family
Size



\$87,989
Median Household
Income



2,970
Total Housing
Units



1,646
Occupied Housing
Units

Town Manager



4

**Full Time Staff
Members**



10

Departments



1

Annual Report



12

Newsletters



56

**FTE Employees
Supported**



24

**Board
Meetings**



45

**Positions
Hired**



489

**Employment
Applications**



1

Website



4

Facebook Pages



1

Instagram Account




300+

Social Media Posts

Finance



**1 Full Time and
2 Part Time Staff**



**6
Budgets**



**436
Vendors**



**3,126
Invoices Processed**



**\$55,760,014
Collected across
all Funds and
Departments**




**10
Years of CAFR
Awards**



**68
Tax Club
Members**



**5
Grants Supported**



**52
Weekly Payrolls**



**13
Specialty Payrolls**



**167
W-2s Processed**

Town Clerk



3
Full Time Staff



83
Marriages



21
Births



37
Deaths



4,453
Vehicle
Registrations



2,896
GRB/Dock Square
Parking Stickers



79
Liquor Licenses



7,000+
Tax Payments
Processed



890
Dog Licenses



94
Shellfish Licenses



101
Hunting/Fishing
Licenses



380
Boat Registrations

Code Enforcement & Planning



5

Staff Members



1.4

Code Enforcement
Officers



1

Planner



774

Inspections

49

Meetings of the
Planning Board,
Zoning Board of
Appeals, Growth
Planning Committee,
and Climate Action
Taskforce



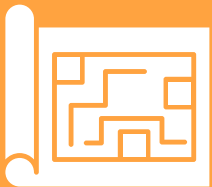
14

New Single Family
Dwelling Permits



547

Total Building
Permits Issued



14

New Site Plan
Approvals




3

New Subdivisions



405

Licensed Short
Term Rentals



\$72,795,757

In Construction
Costs

Assessing



134
Personal Property
Accounts



3,834
Real Estate
Accounts



824
Homestead
Exemptions



296
Property
Transfers



13
Tree Growth
Parcels



5
Farmland
Parcels



Average Sales
Prices for:



Condo:
\$863,827



Single Family
Home: \$870,348



Oceanfront Home:
\$3,615,812

Police Department



11,170
**Police Calls for
Service**



12,009
**Dispatch Calls
Handled**



69
Arrests Made



180
**Animal
Complaints**



14
**Sworn
Officers**



1,126
**Hours of
Training**



1,727
**Parking Tickets
Issued**

**creating
\$51,900
in revenue**



1,731
Traffic Stops



97
**Vehicular
Crashes**



13
**Seasonal
Employees**



3
**Schools
Supported**

Fire



263
Service Calls



73
Total Firefighters

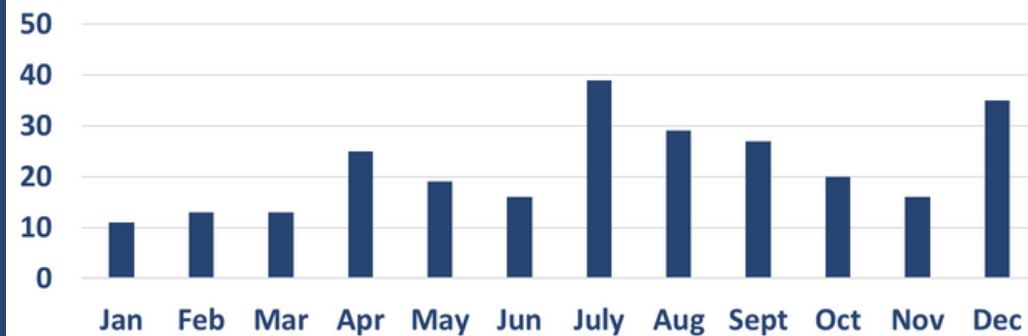


24
**Interior
Firefighters**



14
Vehicles

Calls by Month 2022



4
Stations



3
District Chiefs



14
Structure Fires



1,384
Hours of Training



31
Rescues



2 Full Time Staff
3 Part Time Staff

Harbor



62

Total Moorings in
Kennebunk River



214

Total Moorings
around Cape
Porpoise



97

Moorings in Cape
Porpoise Harbor




117

Moorings outside
of Cape Porpoise
Harbor



2

Piers



375,000-500,000 lbs.
of Lobster Unloaded
at Govt. Wharf



25

Commercial
Fishermen in
Kennebunk River



35

Commercial
Fishermen in Cape
Porpoise Harbor



27

On the Kennebunk
River Waitlist



44

On the Cape
Porpoise Harbor
Waitlist



2

Harbor Masters



60

Pier Pump Station
Members

Public Health



**1 FT Nurse &
3 Per Diem Nurses**



**1,128
Patient Home
Visits**



**485
Office Visits**



**270 Pieces
Equipment Loaned
and Returned**



**300
Vaccines Given**



**142
COVID-19 Tests**



**14
Weeks of
Water Testing**



**152
Beach Water
Samples Tested**



**12
Public Health
Newsletters**



**27
Buckets of Sand
for Seniors**



**122
Visits for Foot
Care Service**



**18
Newborn Home
Visits**

Public Works



52
Miles of
Roads



12
Miles of
Sidewalks



2,281
Tons of Solid
Waste Collected



373
Tons of Recycling
Collected



7
Highway
Employees

2
Mechanics

6
Wastewater
Employees

2-Hour
Plow Routes



1
Treatment Plant



16
Major Pump
Stations



88
Minor Pump
Stations



50
Catch Basins

Parks and Recreation



55

Programs Offered




696

**Youth Program
Registrations**



1,045

**Adult Program
Registrations**



468

**Special Event
Registrations**



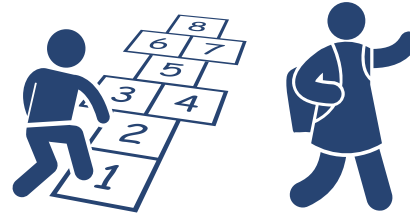
3

Full Time Staff



14

Seasonal Staff



88

**Students in After
School Care**



162

**Summer Camp
Registrations**



4

Parks



9

Senior Luncheons



10

Building Rentals



21

**Beach Wheelchair
Rentals**