

**Town of Kennebunkport
Board of Selectmen Meeting
Village Fire Station – 32 North Street
January 24, 2019 – 6:00 PM**

Minutes of the Selectmen's Meeting of January 24, 2018

Selectmen Attending: Patrick A. Briggs, Sheila Matthews-Bull, Edward Hutchins

Selectman Absent: Stuart Barwise and Allen Daggett

Others: Vickie Benenti, Michael Claus, Carol Cook, Michael Davis, Jay Everett, Werner Gilliam, Tim Good, Noel Graydon, David James, Daniel Lay, Jen Lord, Arlene McMurray, Tracie O'Roak, Molly Reinfried, Craig Sanford, Chris Simeoni, Laurie Smith, Jim Stockman

1. Call to Order.

Chair Hutchins called the meeting to order at 6:06 PM.

2. Approve the December 27, 2018, and January 10, 2019, selectmen meeting minutes.

The December 27, 2018, minutes were deferred because a quorum of selectmen who attended the meeting were not present.

Motion by Selectman Briggs, seconded by Selectman Matthews-Bull, to approve the January 10, 2019, selectmen meeting minutes. **Vote:** 3-0.

3. Public Forum (This is an opportunity for anyone who wants to address the Board of Selectmen with any issue that is not on the agenda.).

There were no comments.

4. H.M. Payson presents annual investment report.

Since H.M. Payson staff were late, item 5 was addressed next.

This item was addressed after item #7.

Molly Reinfried gave the presentation of the annual investment report. See Exhibit A. Dan Lay also went over a few items and answered questions.

Item 8 was addressed next.

5. Public Hearing to consider a new liquor license application submitted by Taylormade Hospitality, Inc., DBA Hurricane Restaurant, 29 Dock Square.

Motion by Selectman Matthews-Bull, seconded by Selectman Briggs, to open the public hearing. **Vote:** 3-0. Chair Hutchins opened the hearing at 6:08 PM, and hearing no comments, closed the hearing.

Motion by Selectman Matthews-Bull, seconded by Selectman Briggs, to approve the new liquor license application submitted by Taylormade Hospitality, Inc., DBA Hurricane Restaurant, 29 Dock Square. **Vote:** 3-0.

Chair Hutchins added that this establishment passed inspection by the police chief, fire inspector, and code enforcement officer.

6. Consider a new special amusement permit application submitted by Taylor Benenti, DBA Hurricane Restaurant, 29 Dock Square

Motion by Selectman Matthews-Bull, seconded by Selectman Briggs, to approve the new special amusement permit application submitted by Taylor Benenti, DBA Hurricane Restaurant, 29 Dock Square. **Vote:** 3-0.

7. Department Directors present capital improvements plans.

Town Manager Laurie Smith explained that the capital improvement plans (CIP) are not budgets but forecasts of short-term and long-term financial costs which aids them in establishing a budget. See Exhibit B.

Director of Planning and Development Werner Gilliam talked about the Comprehensive Plan update, Vision Software Upgrade, and Valuation Market Analysis.

Town Clerk Tracey O'Roak is still working on records preservation and is also asking for new voting booths.

Police Chief Craig Sanford, Fire Chief Jay Everett, Parks and Recreation Director Carol Cook presented their CIP plans.

Public Works Direction Michael Claus presented CIP plans for roads and sidewalk repairs, special projects such as sea walls on Ocean Avenue and Pier Road reconstruction.

Deputy Director of Public Works Chris Simeoni spoke about Wastewater CIP's. See Exhibit C.

8. Other business.

Ms. Smith announced there will be a senior luncheon held every second Wednesday of the month, at noon, at the Kennebunkport Parks and Recreation Building, 20 Recreation Way. To reserve call 967-4304 no later than the Monday before at 9 a. Suggested donation is \$6.00 per senior. Meals are provided by Al's Catering and subsidized by SMAA. Family and friends are welcome for and additional cost. This is sponsored by Kennebunkport Public Health and Parks & Recreation departments and the Southern Maine Agency on Aging.

9. Approve the January 24, 2019, Treasurer's Warrant.

Motion by Selectman Matthews-Bull, seconded by Selectman Briggs, to approve the January 24, 2019, treasurer's warrant. **Vote:** 3-0.

10. Adjournment.

Motion by Selectman Matthews-Bull, seconded by Selectman Briggs, to adjourn.

The meeting adjourned at 7:05 PM.

Submitted by Arlene McMurray
Administrative Assistant



Investment Review

JANUARY 24, 2019

PREPARED FOR

Town of Kennebunkport

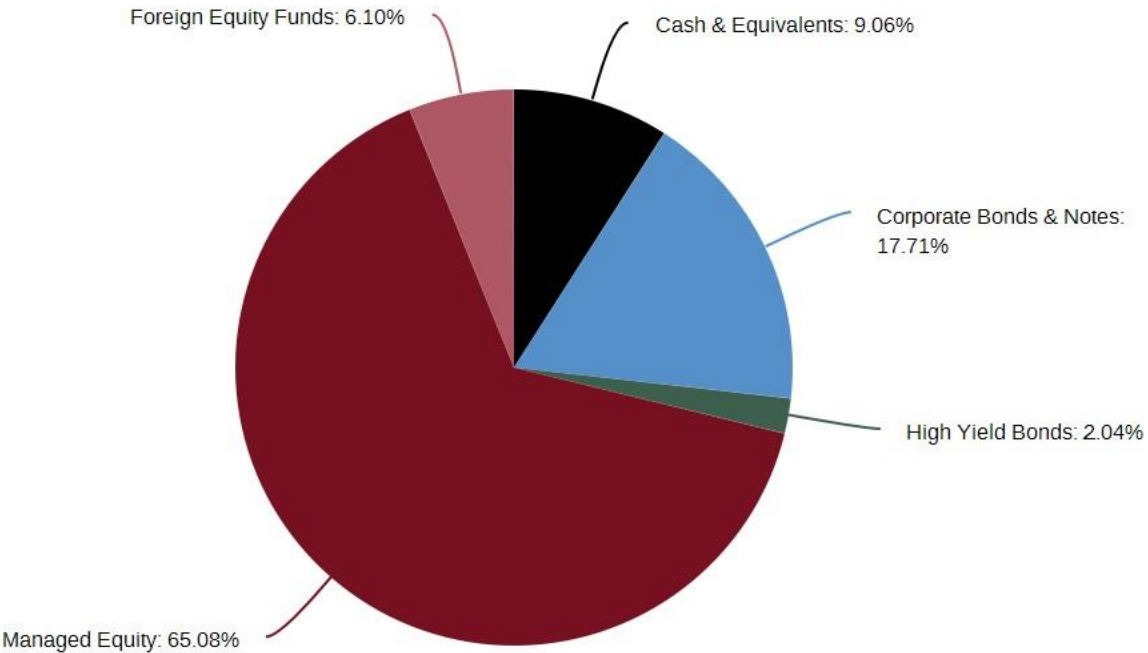
Daniel M. Lay, Esq.
PORTFOLIO MANAGER

Molly C. Reinfried, CFP®
RELATIONSHIP MANAGER

Jenny L Robinson
RELATIONSHIP ADMINISTRATOR

Asset Allocation by Account

TOWN OF KENNEBUNKPORT



Style Class	
<div></div>	Cash & Equivalents
<div></div>	Corporate Bonds & Notes
<div></div>	High Yield Bonds
<div></div>	Managed Equity
<div></div>	Foreign Equity Funds
Total	

Current Value	Current Percent
\$115,440	9.06%
\$225,580	17.71%
\$26,030	2.04%
\$828,922	65.08%
\$77,686	6.10%
\$1,273,657	100.00%

As of December 31, 2018

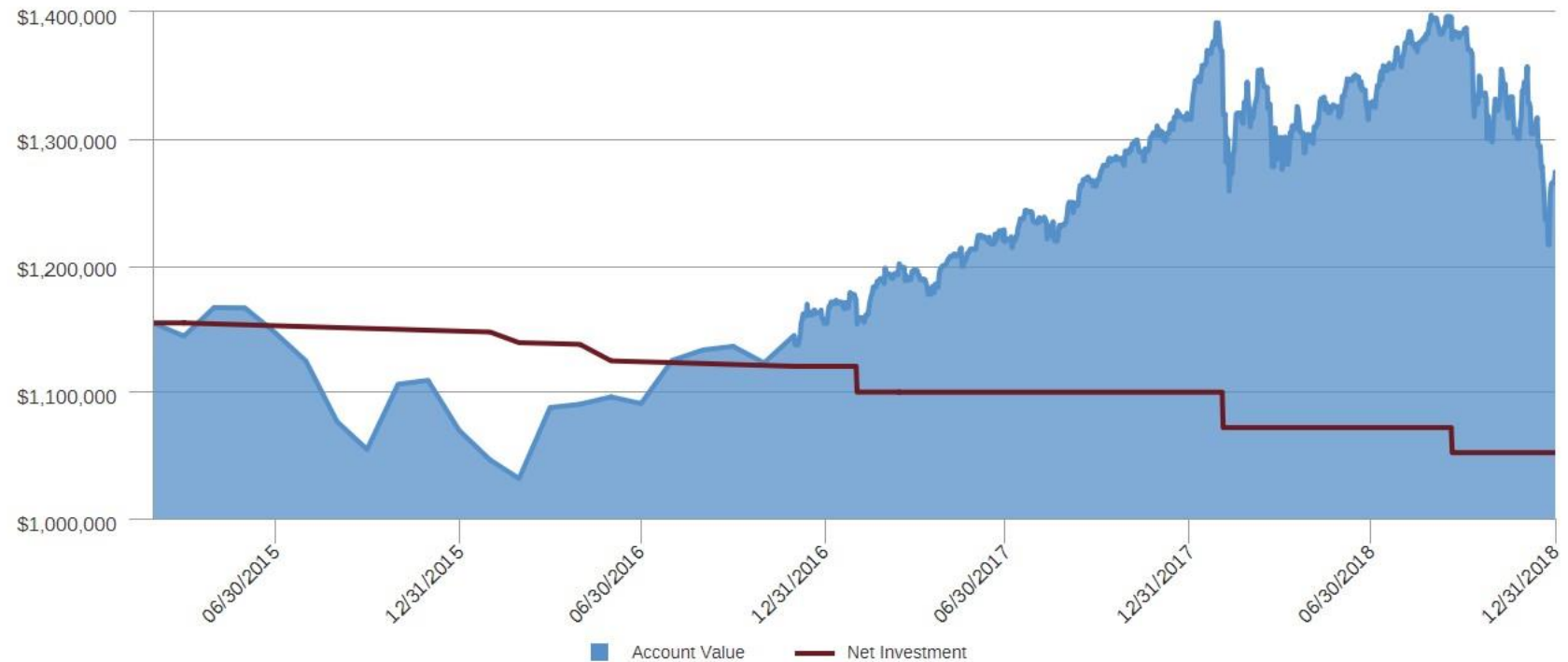
Individual Account Gross Performance

	Fiscal YTD beginning 7/1 Gross Return	Previous 12 Months Gross Return	Previous 3 Years Gross Return	Inception to Date (02/28/2015) Gross Return
Cash & Equiv	1.09%	1.80%	1.00%	0.79%
<i>Citigroup Broad Investment Grade (USBIG)</i>	<i>1.04%</i>	<i>1.82%</i>	<i>0.94%</i>	<i>0.74%</i>
<i>Treasury Bill 1 Month</i>				
Fixed Income	0.94%	1.15%	3.03%	* 1.67%
<i>Bloomberg Barclays US Government / Credit 1 - 5Y</i>	<i>1.72%</i>	<i>1.38%</i>	<i>1.40%</i>	<i>1.13%</i>
Equity	(3.51%)	1.03%	12.88%	7.34%
<i>75% S&P 500, 25% ACWI ex-US</i>	<i>(7.82%)</i>	<i>(6.86%)</i>	<i>8.10%</i>	<i>5.30%</i>
Total	(2.39%)	1.04%	9.42%	5.34%
<i>60% S&P 500 15% MSCI ACWI ex US 25% BB US Interm Gov/Credit (Blended Benchmark)</i>	<i>(5.19%)</i>	<i>(4.40%)</i>	<i>6.77%</i>	<i>4.66%</i>

* Partial period return

Returns for periods exceeding 12 months are annualized

Account Value vs. Net Investment



	Fiscal YTD beginning 7/1	6/30/2016 to Date
Start Value	\$1,328,551	\$1,090,795
Net Contribution	(\$19,811)	(\$71,758)
Investment Gain/Loss	(\$35,083)	\$254,620
Ending Value	\$1,273,657	\$1,273,657

As of December 31, 2018

TOWN OF KENNEBUNKPORT

Holdings as of: January 11, 2019

$$\text{V-Ratio} = \frac{\text{ROIC} + \text{Dividend Yield}}{\text{Price-to-Earnings Ratio}}$$

$$\text{ROIC} = (\text{Earnings} - \text{Dividends}) / \text{Total Capital}$$

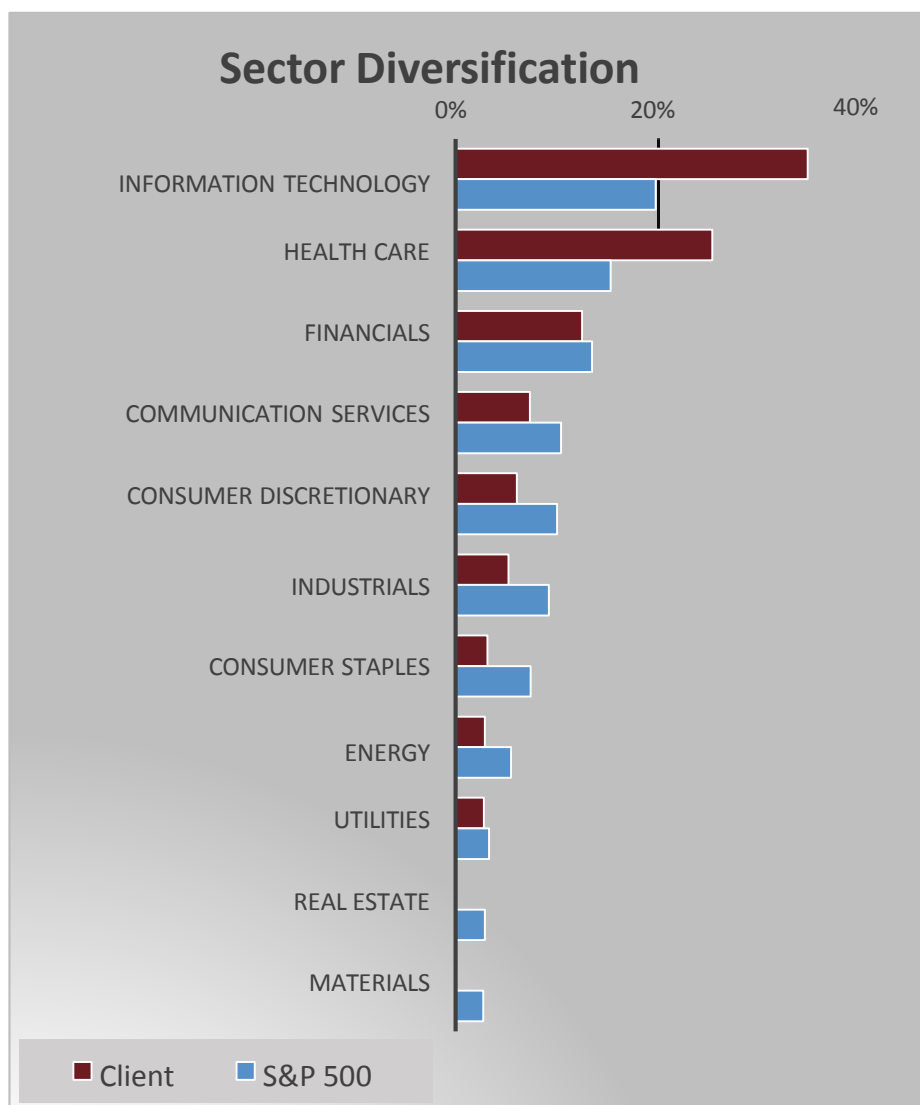
Consistently profitable companies with shareholder-friendly capital allocation tend to outperform over time. We believe that portfolios constructed around these characteristics, combined with a disciplined approach toward valuation, offer enhanced potential long-term returns. HM Payson's V-Ratio captures these features by weighing an approximation of quality against a measure of price.

Characteristics Summary	Client	S&P 500
Price to Earnings (x)	15.2	15.2
Dividend Yield (%)	2.1	2.2
Payout Ratio (%)	32	34
Return on Invested Capital (%)	9.1	7.0
Long term Debt to Capital (%)	43	46
V-Ratio	0.74	0.60



TOWN OF KENNEBUNKPORT

Holdings as of: January 11, 2019



Sector	Client	S&P 500	+/-
Information Technology	34.7%	19.7%	+15.0%
Health Care	25.3%	15.3%	+10.0%
Financials	12.5%	13.5%	-1.0%
Communication Services	7.3%	10.4%	-3.1%
Consumer Discretionary	6.1%	10.0%	-4.0%
Industrials	5.2%	9.2%	-4.0%
Consumer Staples	3.2%	7.4%	-4.2%
Energy	2.9%	5.5%	-2.6%
Utilities	2.8%	3.3%	-0.5%
Real Estate	0.0%	2.9%	-2.9%
Materials	0.0%	2.7%	-2.7%

TOWN OF KENNEBUNKPORT

Holdings as of: January 11, 2019

Stock Characteristics - 10 Largest Holdings

Company	Sector	Weight	Yield	Payout	5 Yr Div Growth	5 Yr EPS Growth	P/E	ROIC	LT Debt to Capital
Apple Inc	Information Technology	5.9%	1.9%	23.0%	10.8%	16.0%	12.0	23.6%	46.7%
Amazon.com Inc	Consumer Discretionary	4.6%	0.0%	0.0%	NM	NM	69.8	14.9%	50.5%
Berkshire Hathaway Cl B	Financials	4.6%	0.0%	0.0%	NM	25.0%	19.4	5.3%	20.0%
Merck & Co Inc	Health Care	4.4%	2.9%	48.5%	2.3%	-15.3%	16.5	12.0%	38.1%
Pfizer Inc	Health Care	3.9%	3.4%	47.4%	7.6%	22.0%	14.1	9.1%	32.1%
Fiserv Inc	Information Technology	3.5%	0.0%	0.0%	NM	21.1%	22.3	18.3%	64.4%
Amgen Inc	Health Care	3.3%	2.9%	40.2%	26.1%	-13.4%	13.9	12.8%	67.2%
Cisco Systems Inc	Information Technology	3.3%	3.0%	41.6%	14.9%	-59.6%	13.7	13.8%	29.5%
Walgreen Boots Alliance Inc Com	Consumer Staples	3.2%	2.5%	26.0%	7.5%	14.6%	10.6	12.8%	31.3%
Alphabet Inc Class C Capital Stock	Communication Services	3.1%	0.0%	0.0%	NM	2.2%	23.7	18.1%	2.3%
Top 10 Stocks		39.7%	1.6%	26.8%	9.6%	10.8%	16.6	11.9%	33.8%
Total Stock Portfolio			2.1%	31.9%	13.0%	4.2%	15.2	9.1%	42.9%
S&P 500 Index			2.2%	33.6%	8.3%	5.9%	15.2	7.0%	46.0%

Disclosures

Account data is on a trade date basis and income is included in the account returns on an accrual basis. Account returns can be gross or net of management fees. Past performance is not indicative of future results.

All returns include the effects of all principal change and income, and returns for longer than one year are annualized.

Any Gross returns do not reflect the deduction of investment advisory fees, which will reduce investment returns. Advisory fees are described in Part 2 of our SEC Form ADV.

Capital Improvement Program

Department	Type	FY 20	FY 21	FY 22	FY 23	FY 24	Future
<u>Administration</u>							
Municipal Facility Needs Assessment	Admin	\$ 40,000					
New Voting Booths	Admin	\$ 5,000					
Comprehensive Plan Update	Admin	\$ 90,000					
Vision Software Upgrade	Admin	\$ 25,000					
Valuation Market Analysis	Admin	\$ 70,000					
Records Preservation	Admin	\$ 5,000					
Document Management System	Admin		\$ 50,000				
Records Preservation	Admin		\$ 5,000				
Records Preservation	Admin			\$ 5,000			
Records Preservation	Admin				\$ 5,000		
Town Hall Construction	Bldg/Facilities				\$ 4,000,000		
Records Preservation	Admin					\$ 5,000	
Replace 2017 Codes Vehicle	Equipment						\$ 30,000
Records Preservation	Admin						\$ 200,000
subtotal - Administration		\$ 235,000	\$ 55,000	\$ 5,000	\$ 4,005,000	\$ 5,000	\$ 230,000
<u>Communications</u>							
Replace HVAC System	Bldg/Facilities		\$ 35,000				
subtotal - Communications		\$ -	\$ 35,000	\$ -	\$ -	\$ -	\$ -
<u>Dock Square</u>							
Sidewalk replacment on West side of Dock square	Infrastructure	\$ 26,500					
Wayfinding signs for Downtown	Bldg/Facilities						\$ 25,000
subtotal - Dock Square		\$ 26,500	\$ -	\$ -	\$ -	\$ -	\$ 25,000
<u>Fire</u>							
Firefighter PPE	Equipment	\$ 18,500					
Radio equipment	Equipment	\$ 5,000					
Firefighter PPE	Equipment		\$ 18,500				
Radio equipment	Equipment		\$ 5,000				
Replace base station, antenna & cable	Equipment		\$ 18,000				

Capital Improvement Program

Department	Type	FY 20	FY 21	FY 22	FY 23	FY 24	Future
Radio equipment	Equipment			\$ 5,000			
Firefighter PPE	Equipment			\$ 18,500			
Radio equipment	Equipment				\$ 5,000		
Firefighter PPE	Equipment				\$ 18,500		
Replace Brush 35 1980 GMC	Equipment				\$ 60,000		
Replace Engine 12 - 1997 PV REPLACE IN 2023	Equipment				\$ 635,000		
Rigid Inflatable Boat/engine/trailer - GRB - new 2003 (2023)	Equipment				\$ 18,000		
Radio equipment	Equipment					\$ 5,000	
Firefighter PPE	Equipment					\$ 18,500	
Replace Brush 15 1984 GMC (2024)	Equipment					\$ 60,000	
Replace Ladder 34 - GRB new 1999 - Replace 2024	Equipment					\$ 1,500,000	
Village Fire Station	Bldg/Facilities						\$ 3,000,000
Replace Car 1 - 2015 Ford F-150 (2026)	Equipment						\$ 60,000
SCBA Air Packs (45) (2027)	Equipment						\$ 280,000
Rigid Inflatable Boat/engine/trailer - CP - New 2008 (2028)	Equipment						\$ 18,000
Replace Squad 11 2006 REPLACE IN 2031	Equipment						\$ 150,000
Replace Tank 1 -GRB new 2008 Replace 2038	Equipment						\$ 300,000
Engine 23 WW REPLACE IN 2039	Equipment						\$ 900,000
Generator - WD	Equipment						\$ 7,500
Generator - Village	Equipment						\$ 20,000
Hydraulic rescue tool	Equipment						\$ 80,000
Wildes Dist, Fire Station	Bldg/Facilities						\$ 250,000
Engine 33 GRB - new 2017 (2042)	Equipment						\$ 900,000
subtotal - Fire		\$ 23,500	\$ 41,500	\$ 23,500	\$ 736,500	\$ 1,583,500	\$ 5,965,500

Capital Improvement Program

Department	Type	FY 20	FY 21	FY 22	FY 23	FY 24	Future
<u>Parks and Recreation</u>							
Parsons Field Topdressing	Bldg/Facilities	\$ 10,000					
Design and Rebuild Skating Rink	Bldg/Facilities	\$ 30,000					
Resurface Tennis Courts	Bldg/Facilities		\$ 40,000				
Trail Development	Infrastructure			\$ 10,000			
Trail Development	Infrastructure				\$ 10,000		
Replace 2016 Bus	Equipment						\$ 60,000
Public Boat Access	Infrastructure						\$ 100,000
subtotal - Parks and Recreation		\$ 40,000	\$ 40,000	\$ 10,000	\$ 10,000	\$ -	\$ 160,000
<u>Piers</u>							
<u>Cape Porpoise</u>							
Float Replacement	Bldg/Facilities	\$ 5,000					
#2 Hoist Replacement	Equipment	\$ 5,000					
Punt Float Pylons	Bldg/Facilities		\$ 10,000				
#3 Hoist Replacement	Equipment		\$ 5,000				
Pier Replacement and Bait Shed	Bldg/Facilities			\$ 2,500,000			
#2 Hoist Replacement	Equipment				\$ 5,000		
#1 Hoist Replacement	Equipment					\$ 5,000	
Replace Fuel Tanks (2024)	Bldg/Facilities						\$ 100,000
Fuel Pumps	Bldg/Facilities						\$ 5,000
Harbormaster Boat	Equipment						\$ 100,000
<u>Government Wharf</u>							
Replace Coolers	Bldg/Facilities						\$ 25,000
Government Wharf Maintenance Dredge	Infrastructure						\$ 50,000
subtotal - Piers		\$ 10,000	\$ 15,000	\$ 2,500,000	\$ 5,000	\$ 5,000	\$ 280,000

Capital Improvement Program

Department	Type	FY 20	FY 21	FY 22	FY 23	FY 24	Future
<u>Police</u>							
Replace 2016 Cruiser	Equipment	\$ 35,000					
Replace 3 work stations	Equipment	\$ 15,000					
Replace SRO Cruiser	Equipment		\$ 35,000				
Replace 2XXX Cruiser	Equipment			\$ 37,000			
Replace 2XXX Cruiser	Equipment				\$ 72,000		
Replace 2XXX Cruiser (2)	Equipment					\$ 37,000	
Replace 2XXX Cruiser	Equipment						\$ 35,000
Replace 2XXX Cruiser (2)	Equipment						\$ 72,000
Replace 2XXX Cruiser	Equipment						\$ 35,000
Replace 2XXX Cruiser (2)	Equipment						\$ 72,000
subtotal - Police		\$ 50,000	\$ 35,000	\$ 37,000	\$ 72,000	\$ 37,000	\$ 214,000
<u>Public Works</u>							
Repair and reconstruct roads	Infrastructure	\$ 587,600					
Repair and construct sidewalks.	Infrastructure	\$ 90,000					
Replace 2006 Ford Ranger	Equipment	\$ 35,000					
Replace 2005 Z Trac JDF687	Equipment	\$ 12,000					
Replace 2011 International	Equipment		\$ 170,000				
Repair and reconstruct roads	Infrastructure		\$ 368,000				
Repair and construct sidewalks.	Infrastructure		\$ 62,900				
Replace 2009 Ford F350	Equipment		\$ 45,000				
Replace 2004 International Tandem	Equipment			\$ 225,000			
Repair and reconstruct roads	Infrastructure			\$ 429,900			
Repair and construct sidewalks.	Infrastructure			\$ 59,200			
Repair and reconstruct roads	Infrastructure				\$ 521,700		
Repair and construct sidewalks.	Infrastructure				\$ 50,000		
Replace 2012 International	Equipment				\$ 170,000		
Repair and reconstruct roads	Infrastructure					\$ 265,800	
Repair and construct sidewalks.	Infrastructure					\$ 29,100	

Capital Improvement Program

Department	Type	FY 20	FY 21	FY 22	FY 23	FY 24	Future
Replace 2011 International	Equipment						\$ 170,000
Replace 2001 Titan 5000 Line Striper	Equipment						\$ 9,000
Repair and reconstruct roads	Infrastructure						\$ 411,330
Repair and construct sidewalks.	Infrastructure						\$ 29,106
Repair and reconstruct roads	Infrastructure						\$ 391,200
Repair and construct sidewalks.	Infrastructure						\$ 10,915
Repair and reconstruct roads	Infrastructure						\$ 100,242
Repair and construct roads	Infrastructure						\$ 140,864
Repair and reconstruct roads	Infrastructure						\$ 98,103
Replace 2015 International	Equipment						\$ 170,000
Replace 2013 JD Loader	Equipment						\$ 160,000
Repair and reconstruct roads	Infrastructure						\$ 391,200
Replace 2020 Ford Ranger	Equipment						\$ 35,000
subtotal - Public Works		\$ 724,600	\$ 645,900	\$ 714,100	\$ 741,700	\$ 294,900	\$ 2,116,960

Special Projects

Sea Walls on Ocean Avenue Evaluation	Infrastructure						\$ 2,000,000
Pier Road Reconstruction	Infrastructure						\$ 1,000,000
subtotal - Special Projects		\$ -	\$ -	\$ -	\$ -	\$ -	\$ 1,000,000

Wastewater

Grinder Pump Replacement	Equipment	\$ 27,000					
Replace South Main St. Pump Station #5	Infrastructure	\$ 300,000					
Replace 6 Smith & Loveless Wet Well Hatches	Infrastructure	\$ 20,000					
Replace 2004 JD Loader	Equipment	\$ 154,000					
Replace Furnace in Admin Building	Bldg/Facilities	\$ 30,000					
Replace Lab Equipment	Equipment	\$ 5,000					
Grinder Pump Replacement	Equipment		\$ 27,000				
Replace Mills Lane Pump Station #2	Infrastructure		\$ 525,000				
Repair Compost Building Side Panels	Bldg/Facilities		\$ 20,000				
Replace Filter Press	Equipment			\$ 500,000			
Replace Cape Porpoise Pump Station #10	Infrastructure			\$ 525,000			
Replace Wildes Rd. Pump Station #8	Infrastructure				\$ 525,000		
Replace Lab Caintets	Bldg/Facilities					\$ 5,000	

Capital Improvement Program

Department	Type	FY 20	FY 21	FY 22	FY 23	FY 24	Future
Upgrade SCADA from Version 5.1 to newest version	Admin					\$ 20,000	
Replace Submersibal Mixer	Equipment						\$ 71,000
Replace Axial Flow Pumps (2)	Equipment						\$ 85,000
Huber fine screen #101 2011	Equipment						\$ 125,000.00
Huber fine screen #102 2011	Equipment						\$ 125,000.00
Grinder Pump Replacement	Equipment						\$ 100,000
Replace 2013 Service Truck	Equipment						\$ 50,000
Repair Compost Building Interior Column	Bldg/Facilities						\$ 10,000
Replace Filter Press #2	Equipment						\$ 500,000
Replace 2006 Jetter	Equipment						\$ 60,000
Replace 2006 1 ton 4x4 with plow	Equipment						\$ 57,000
Replace 2008 Crane	Equipment						\$ 10,000
Replace Filter Press (2)	Equipment						\$ 500,000
Replace Ocean Ave. Pump Station #6	Infrastructure						\$ 525,000
Replace Turbats Creek Pump Station #7	Infrastructure						\$ 525,000
Replace Paddy Creek Pump Station #9	Infrastructure						\$ 525,000
Replace Mills Rd. Pump Station #11	Infrastructure						\$ 525,000
Replace Kings Highway Pump Station #12	Infrastructure						\$ 525,000
Replace Kings Lane Pump Station #13	Infrastructure						\$ 525,000
Replace Kings Highway (West) Pump Station #14	Infrastructure						\$ 300,000
Replace Prescott Drive Pump Station #15	Infrastructure						\$ 300,000
Replace Washington Court Pump Station #16	Infrastructure						\$ 300,000
Replace Wakefield Pasture Pump Station #17	Infrastructure						\$ 300,000
Replace 6.5 miles 1972 Sewer Lines	Infrastructure						\$ 2,100,000
subtotal - Wastewater		\$536,000	\$572,000	\$1,025,000	\$525,000	\$25,000	\$8,143,000
GRAND TOTAL		\$ 1,645,600	\$ 1,439,400	\$ 4,314,600	\$6,095,200	\$1,950,400	\$ 18,134,460

Capital Improvement
Plan
FY 20

TOWN OF KENNEBUNKPORT Department of Public Works Wastewater Division

- Replacement of 2004 John Deere Loader
- Replacement of waste oil furnace in Admin. Building/shop
- Continuation of grinder pump replacement program
- Replacement of certain lab equipment

Capital Requests for FY 2020

2004 John Deere Loader

\$134,200 purchase price



- This loader is going into its 15th year of service and has approximately 8000 hours of use.
- This loader is used almost daily during plant operations.
- The machine is serviced frequently by our personnel but has recently required more repairs that had to be outsourced to Nortrax on a field service call.
- Operators have noticed the machine is gradually getting tired, lacking power and requiring more repair.
- Machine reliability is critical to plant operations for sludge removal and composting procedures.
- A lease to purchase option with a non-appropriation clause is available. \$22,000/yr lease payment. Can be purchased at end of the lease period for \$1.00. Can be turned back in at any time with no penalty should composting needs change.



Waste Oil Furnace Admin. Building

- This furnace has been in service since 1993.
- This furnace provides heat and hot water to the administrative building and garage.
- There was an increase in service related calls for 2018. During the most recent service call in June of 2018, Dirigo Waste Oil advised there were cracks in the combustion chamber that had to be patched. In a follow-up conversation with Dirigo waste Oil, they advised the cracks they had access to were temporarily sealed with furnace cement. However, further cracks were evident between the fire box and water jacket/heat exchanger. They advised repair is cost prohibitive and is only a temporary solution. Entire replacement was recommended.
- After receiving a direct replacement quote of \$37,418.14, we have started to evaluate other heating options to include heat pumps and propane for better cost/benefit analysis.

Continuation of Grinder Pump Replacement Program \$27,000

- The Town of Kennebunkport owns 93 grinder pumps located at various residences in Town.
- This replacement program was started in 2014 as an effort to reduce maintenance costs and service call due to the problematic history of the E-1 ejector pumps.
- The price for 13 of these pumps was \$24,895.00 last year. We are requesting an additional amount of \$2,105 for \$27,000 total. The additional balance this year is to account for inflation, rental of mini-excavator and electrical wire for installation.
- The new style Barnes grinder pumps have proved less problematic reducing maintenance and service call-outs.



Replacement of Certain Lab Equipment \$5,000.00

- Purchase of newer digital scale and PH meter to replace antiquated dial indicator scale and current PH scale.
- The current scale is approximately 40 years old and results are subjective based on user. The PH indicator lacks a “slope” value which has been requested by DEP for reporting purposes.
- New digital scale and PH meter will provide more accurate results and reporting to help us remain compliant with our facility permit requirements.

PROJECT DESCRIPTION Engineering Study FSP

Fiscal Sustainability Plan (FSP) and Climate Adaptation Plan (CAP) are two studies/documents required by the State Clean Water Revolving Fund (SRF) to Secure Future Loans

The FSP is an analysis of the existing Town's assets at the Treatment Plant and the collection system. The final product will be a grading system so that the Town can plan replacement/repair funding based on a twenty year capital improvement plan.